








SHOW DETAILS



SIZE




FUNCTION DESCRIPTION



Note:When using the two-speed adjustment fan, please put the fan in the first gear, otherwise it may not be able to adjust the speed.

SPECIFICATIONS



Product Name

USB Fan controller

Rated power

5W

Working Voltage

DC 4V-12V

Test temperature

-40~85°C

Output Voltage

DC 2.5V~8.0V


Size

50*36*18mm


HOW TO USE

Insert the governor into the phone charger or charging treasure, insert the fan USB plug into the USB port of the governor, and then turn the adjustment knob to adjust the small air volume and large air volume. Turn the knob clockwise to increase the air volume. Turning it counterclockwise will make the air volume gentler and the knob has a switch function.

1



2



3



APPLICATION

